



by Parallax Group Inc.

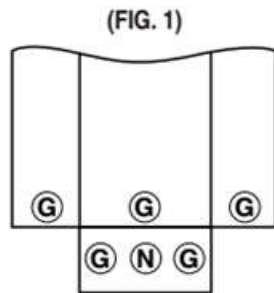
Ph: 1-800-443-4859



# Power Outlet Panel Model U055C010

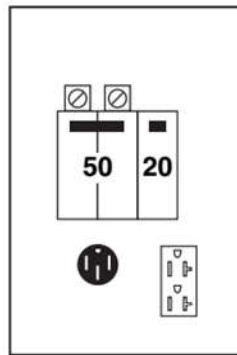
- 50 ampere type 14-50R receptacle.
- 20 ampere GFCI protected convenience receptacle.
- 2-pole 50 ampere and 20 ampere circuit breakers.
- Standard Lug – Not Loop Feed.

## Knockout Configuration



G = 1/2", 3/4", 1"  
N = 1/2", 3/4", 1", 1-1/4", 1-1/2"

## Interior Layout

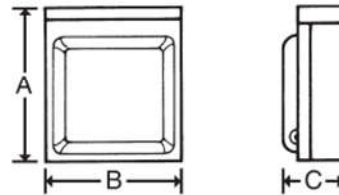


14-50R 5-20R2GFI

C  
U055C010

## Cabinet Dimensions

(FIG. A)



**TABLE P** Wire Range

Connector	Copper		Aluminum	
	Solid	Strand	Solid	Strand
Line	14-8	14-1/0	12-8	12-1/0
Load	14-10	14-10	----	----
Neutral End Hole	14-8	14-2	12-8	12-2
Neutral Side Hole	14-8	14-4	12-8	12-4
Equip. Grnd.	12-8	12-2	12-8	12-2

MODEL NUMBER	REPLACEMENT PARTS		CABINET SIZE	ENCLOSURE STYLE page 91	CABINET DIMENSIONS			KNOCKOUT FIGURE page 91
	METER SOCKET	POST LUGS			HEIGHT	WIDTH	DEPTH	
					A	B	C	
U055C010	—	—	6 X 14	A	14-3/8"	7-1/4"	5-3/16"	1

FIG.	UL	LUG TYPE	MODEL NUMBER	RECEPTACLES	CIRCUIT PROTECTION	AMP	VOLTS	WIRE RANGE*	CABINET SIZE	HUB OPENING	LOAD & NEUTRAL BAR	UNIT WT.	STD. PKG.
C	Y	STANDARD	U055C010	14-50R 5-20R2GFI	CB250 CB120	70	120/240	P	6 X 14	Y	LC33N7	10	4